

Duplicate Papers

The issue of breeding papers is an important task, which was transferred to the Hannoveraner Verband e.V. by the state by the Chamber of Agriculture of Lower Saxony and is controlled by this. A duplicate of the passport / certification of ownership can only be issued to the person who lost the original or last held it in his hands. The following documents are required for issuing duplicates:

- Legally certified statutory declaration of the applicant about the loss of the original paper signed by notary in original
- or
- Declaration by the applicant that the original equine passport and/or certificate of ownership has been lost with a signature made via Zoom/video call under the supervision of an employee of the Hannoveraner Verband.
- Exact description of the colour and markings of the horse with identification number (neck or hip brand). This information has to be given by a veterinary and has to be confirmed in a diagram (signalement graphique) and sent to us in original.
- Some mane hair samples with roots to make a parentage verification.

Finally the following remark:

Please notice that just the person who lost the original is allowed to receive a duplicate!

If the paper has been lost in mail, we need also a Supplement from the person that they never received the passport from the horse.

The decision whether or not duplicate papers can be issued can only be made after receiving the necessary documents.

According to the EU regulation, we are obliged to mark your horse as a non-slaughter horse by issuing a copy. As a result, the horse may no longer be used for human consumption.

Fee for duplicate papers: € 200.00 If the documents are here and okay, we will send the invoice and after payment the passport.

Please note that all the issued duplicate papers incl. life number pedigree and applicant are published in our magazine "Der Hannoveraner"!

If you have any questions, please do not hesitate to contact Tanja Coors,
tcoors@hannoveraner.com

Legally certified statutory declaration signed by notary



To be submitted to the Hannoveraner Verband e.V. for the preparation of a duplicate:

☐ **Passport** ☐ **and/or the certification of ownership for the horse:** (PLEASE CONCENTRATE)

Lifenummer: _____

Gender: _____ Date of birth: _____

Father: _____ Mother: _____

hereby I declare,

Name: _____

Adress: _____

that I'm the breeder of the horse / the Horse bought from:

Name: _____

Adress: _____

Date: _____

**I have received the original passport
and/or the certification of ownership.**

☐ **Yes** ☐ **No**
☐ **Yes** ☐ **No**

((PLEASE CONCENTRATE))

Owner of the horse: _____

Exactly statement about the loss of the original:

When: _____

How: _____

Where: _____

I confirm that in case of finding the original, it will be given back to the Hannoveraner Verband e.V. immediately.

Date: _____

Signature: _____

Signature signed and stamp by notary if the signature was not made in the presence of an employee of the Hannoveraner Verband e.V.

SIGNALEMENT GRAPHIQUE

| | | | | | |
|-------------|-------|--------|---------|------|-------------------|
| Lifenummer: | Name: | Breed: | Colour: | Sex: | Transponder-Code: |
|-------------|-------|--------|---------|------|-------------------|

Distinctive marks: Head: _____

Foreleg L: _____

Foreleg R: _____

Hindleg L: _____

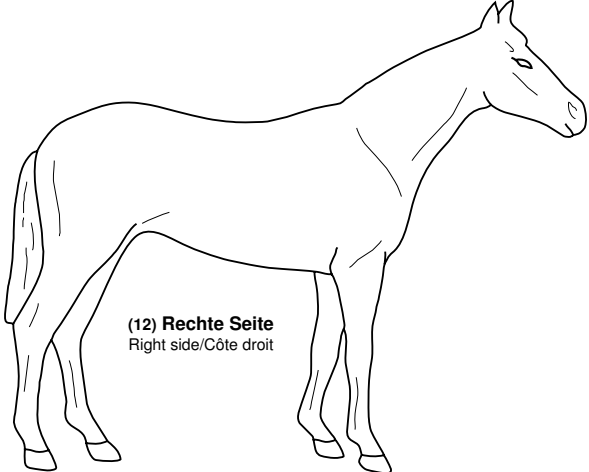
Hindleg R: _____

Body: _____

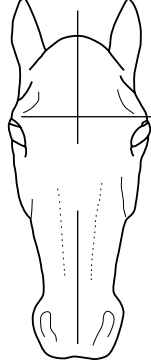
Brand: _____

1. Please ensure that the diagram and written description agree. White markings are to be shown in **red**. Whorls to be marked as **x**. Scars to be marked and indicated with an **arrow**. The site of Microchip is to be marked with **T**.
2. Indicate the brand.
3. The Diagram is with date and place signature and stamp from the veterinarian.

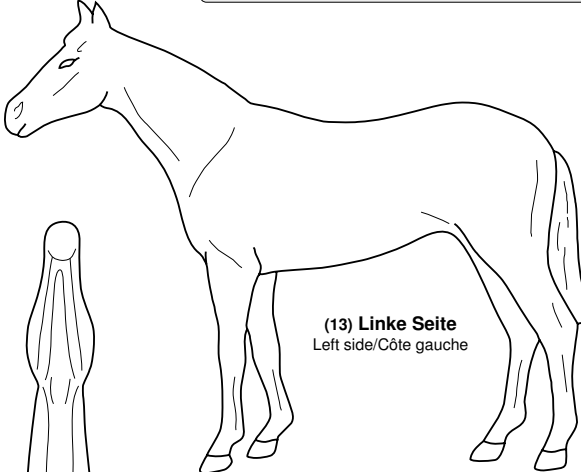
Teil B: Abzeichen-Diagramm Outline Diagram/Signalement graphique



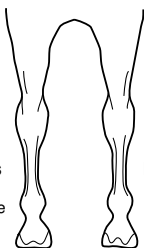
(12) Rechte Seite
Right side/Côte droit



(14) Abzeichen am Kopf
Facial markings
Visage marques



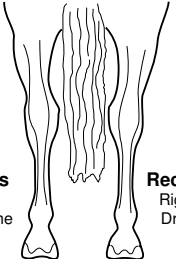
(13) Linke Seite
Left side/Côte gauche



Links
Left
Gauche

Rechts
Right
Droit


(15) Vorderbeine - von hinten betrachtet
Fore - Rear view/Antérieurs - Vue postérieure



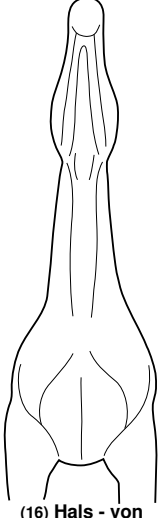
Links
Left
Gauche

Rechts
Right
Droit

(18) Hinterbeine von hinten betrachtet
Hind - Rear view/Postérieurs - Vue postérieure



(17) Maul
Muzzle
Nez






(16) Hals - von unten betrachtet
Neck - lower view
Encolure - Vue inférieure

| |
|--|
| |
| Transponder-Code Transponder code/Code du transpondeur |

Unterschrift der qualifizierten Person (Name in Großbuchstaben) und Stempel der zuständigen Behörde oder beauftragten Stelle
Signature of the qualified person (name in capital letters) and stamp of the competent authority or delegated body
Signature de la personne qualifiée (nom en lettres capitales) et chachet de l'autorité compétente ou de l'organisme délégué

Hinweis
Note/Remarque

Der Ort der Transponderimplantation ist auf dem Equidenriss mit einem  zu kennzeichnen / Implant location of transponder shall be marked with a  on the outline of the equidae/L'endroit où le transpondeur est implanté doit être marqué par un  sur le contour de l'équidé

Datum und Ort/Date and place/Date et lieu